

Hidropneumatika navojni cilindri  
Hidropneumatika threaded cylinders  
Hidropneumatika Gewindezylinder

## NC160

Nazivni tlak/ **Nominal pressure**/ **Nenndruck**: 160 bar


Ispitni tlak/ **Test pressure**/ **Prüfdruck**: 210 bar

Max. hod/ **Max. Stroke**/ **Max. Hub**: 50mm

Klip/ **Piston**/ **Kolben** Ø: 20÷32 mm

Primjena/ **Application area**/ **Einsatzgebiet**:

- ⇒ izrada kalupa/ **Mould-making**/ **Formenbau**
- ⇒ izrada naprava/ **Design of the device** / **Vorrichtungsbau**
- ⇒ izrada alata/ **Tool manufacturing** / **Werkzeugbau**



Zadržavamo pravo na izmjene

Subject to change

Änderungen vorbehalten

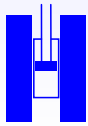
HIDROPNEUMATIKA d.o.o.

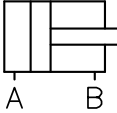
HR-10380

Sv. Ivan Zelina

tel: +385(0)1 2069 748

fax: +385(0)1 2069 332



Način rada		Mode of operation		Funktionsart	
Simbol Symbol Sinnbild	Identifikacijski broj Identification number Identifikationsnummer	Opis	Description	Beschreibung	
	D01	Dvoradni	Double-acting	Doppeltwirkend	

Tehnički podaci/ Technical Data / Technische Daten				
Klip Ø mm: Piston Ø mm: Kolben Ø mm:		20	25	32
Klipnjača Ø mm: Piston rod Ø mm: Kolbenstange Ø mm:		12	12	16
Površina klipa (tlačno) (A <sub>r</sub> ) cm <sup>2</sup> Piston face (pushing) Kolbenfläche (stoßend)		3,14	4,91	8,04
Površina klipa (vlačno) (A <sub>v</sub> ) cm <sup>2</sup> Piston ring face (drawing action) Kolbenringfläche (ziehend)		2,01	3,78	6,03
Sila (A <sub>r</sub> ) N Force Kraft	50 bar 100 bar 160 bar	1570 3140 5024	2455 4910 7856	4020 8040 12864
Sila (A <sub>v</sub> ) N Force Kraft	50 bar 100 bar 160 bar	1005 2010 3216	1890 3780 6048	3015 6030 9648





Opis Description Beschreibung	Strana Page Seite	Oznaka Designation Beispiel							Opcije Option Option
		NC	160	20	12	1	D01	10	P1
Navojni cilindar Hidropneumatika Threaded cylinder Hidropneumatika Gewindezylinder Hidropneumatika	5								
Radni tlak [bar] Working pressure [bar] Betriebsdruck [bar]									
Promjer klipa [mm] Piston diameter [mm] Kolbendurchmesser [mm]									
Promjer klipnjače [mm] Piston rod diameter [mm] Stangendurchmesser [mm]									
Oblik izrade Form of Production Bauform	5								
Način rada Modes of operation Funktionsart	1								
Hod [mm] Stroke [mm] Zylinderhub [mm]	5								
Brtve viton® Seals viton® Dichtungen viton®	3								

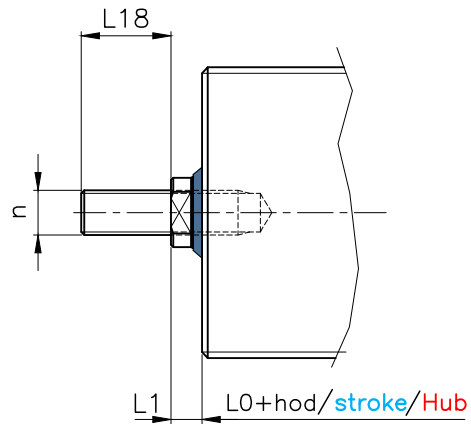
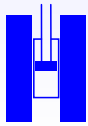
Primjer za narudžbu	Ordering example	Bestellbeispiel
NC160.20.12.1.D01.10.001	NC160.20.12.1.D01.10.001	NC160.20.12.1.D01.10.001
Navojni cilindar radnog tlaka do 160 [bar]	Threaded cylinder with working pressure up to 160 [bar]	Gewindezylinder für Betriebsdruck von 160 [bar]
Promjer klipa 20 [mm]	Piston diameter 20 [mm]	Kolbendurchmesser 20 [mm]
Promjer klipnjače 12 [mm]	Piston rod diameter 12 [mm]	Kolbenstangendurchmesser 12 [mm]
Učvršćenje vanjskim navojem	Fixing with external thread	Aussengewindebefestigung
Dvoradni	Double-acting	Doppeltwirkend
Hod 10 [mm]	Stroke 10 [mm]	Hub 10 [mm]
Sa prirubicom	With flange	Mit Flanssch





	Posebna izvedba	Special equipment	Sonderausstattungen
P1	Brtve iz VITON®-a otporne na temperature do 180°C te pogodne za rad s HDF pogonskim tekućinama.	VITON® seals are temperature resistant to 180°C and suitable for HDF drive fluids.	VITON® – Dichtungen hitzebeständig bis 180°C und geeignet für den Betrieb mit HDF Flüssigkeiten.
P2	Brtve za brzine klipa vede od 0,5 [m/s] i rad bez „stick-slip“ efekta	Seals for Piston speeds greater than 0,5 [m/s] and work without „stick – slip“ effect	Dichtungen für Kolbengeschwindigkeiten >0,5 [m/s] sowie für „stick – slip“ freien Betrieb
P6	Zaštita od korozije kemijskim niklanjem	Protection from corrosion with chemical - nickel plating	Korrosionsbeständige Ausführung durch chemisches Vernickeln.
P7	Izvedba od nehrđajućeg čelika W.Nr. 1.4305	Construction from Stainless Steel W.Nr. 1.4305	Korrosionsbeständige Ausführung durch W.Nr. 1.4305
P8	Izvedba od čelika W.Nr. 1.4404 postojanog u morskoj vodi i otpornog na kiseline	Construction from Steel W.Nr 1.4404 stable in sea water and resistant to acid	Meerwasser- und säurebeständige Ausführung durch W.Nr. 1.4404
P10	Vanjski navoj klipnjače	Piston-rod end with external thread	Kolbenstangenende mit Aussengewinde



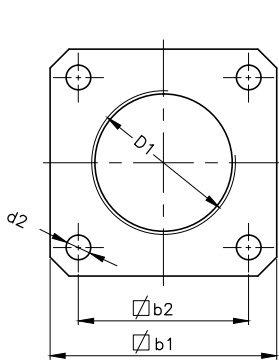


Vanjski navoj klipnjače P10  
Piston-rod end with external thread P10  
Kolbenstangenende mit Aussengewinde P10

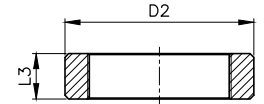
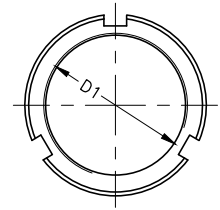
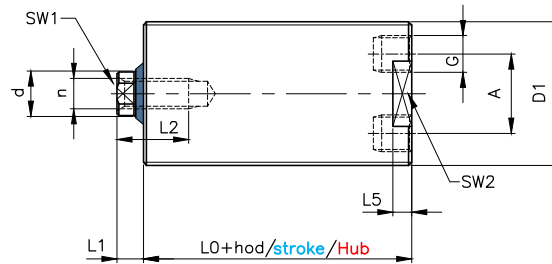
Klip $\varnothing$ / Piston $\varnothing$ / Kolben $\varnothing$	<b>20</b>	<b>25</b>	<b>32</b>
d Klipnjača $\varnothing$ / Piston rod $\varnothing$ / Stangen $\varnothing$	12	12	16
L1	10	10	12
L18**	16	16	20
n	M8	M8	M10

\*\*L18 ili na zahtjev / or on the request / oder nach Kundenwunsch





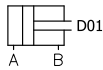
sa prirubnicom 001  
 with flange 001  
 mit Flansch 001



sa zateznom maticom 002  
 with groove nut 002  
 mit Nutmutter 002



NAČINI RADA  
 MODES OF  
 OPERATION  
 FUNKTIONEN



Klip Ø / Piston Ø / Kolben Ø	20	25	32
d Klipnjača Ø / Piston rod Ø / Stangen Ø	12	12	16
b1	62	74	92
b2	44	54	64
d2	6,5	9	11
D1	M38x1.5	M42x1.5	M52x2
D2	50	55	65
n	M8	M8	M10
G	G1/8	G1/8	G1/4
L0 (+hod) / (+stroke) / (+ Hub)	56	58	64
L1	10	10	12
L2	19	19	25
L3	11	11	13
L4	14	14	16
L5	10	12	14
A	21	21	24
OK1 / SW1	10	10	13
OK2 / SW2	30	39	47
Standardni hod Standard stroke Normhub	1 2 3	10 15 30	10 20 40

